

Scaled data based on original data using
LM-79-08 Approved Method: Electrical and Photometric Measurements of Solid-
State Lighting Products

Test Report Prepared for
Cooper Lighting Solutions
(formerly Eaton)

Brand: INVUE

Report Number: P141427

Luminaire Tested: **EMM-F01-LED-E1-SLL-7060**

Issue Date: 03/03/2020

Test Information

Test Method: LM-79-08
Report Number: P141427
REPORT IS SCALED FROM IESNA LM-79-08 TEST DATA (P33693)
Test Lab: INNOVATION CENTER-P3
Issue Date: 03/03/2020
Manufacturer: COOPER LIGHTING SOLUTIONS (FORMERLY EATON)
Product Line: INVUE
Catalog Number: EMM-F01-LED-E1-SLL-7060
Description: EPIC MODERN MEDIUM DECORATIVE LED LUMINAIRE
(1) LIGHTBARS WITH AccuLED OPTICS - 90° SPILL LIGHT ELIMINATOR LEFT
Light Source: (7) 5700K CCT, 70 CRI LEDs
Ballast/Driver: -

Summary

Lumens per Lamp: N/A
Luminaire Lumens: 2215.5 lumens
Efficiency: N/A
Efficacy: 85.5 lumens/watt
Luminous Opening: Rectangular (W 0.17' x L: 1' x H: 0')
IES Classification: Type IV - Short - Non-Cutoff
BUG Rating: B1 - U0 - G1

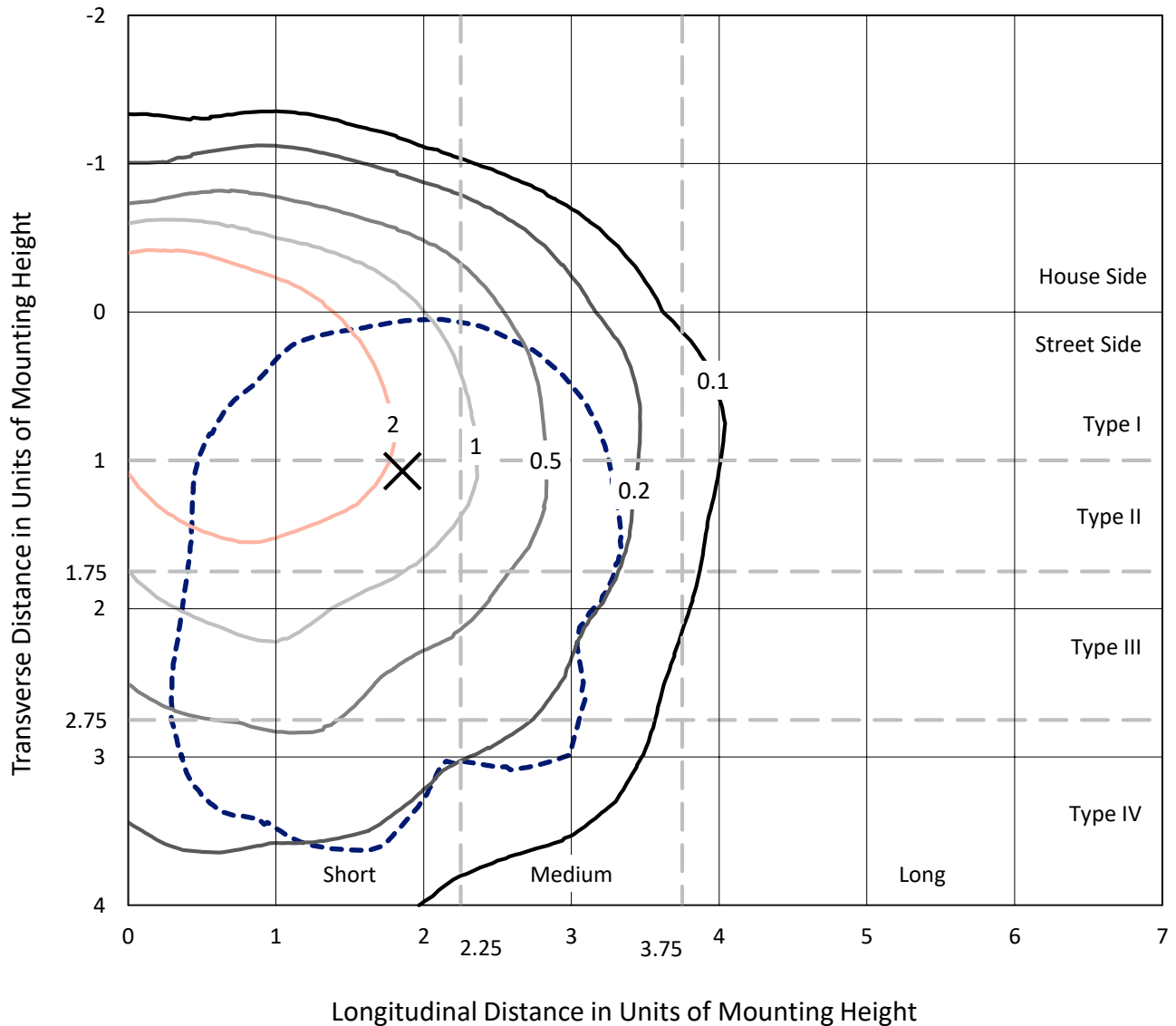
Input Watts (W): 25.9
Input Voltage (V): NR
Input Current (Ain): NR
Voltage Rise (V): NR
Power Factor: NR
Total Harmonic Distortion (THDi): NR
Frequency (hertz): 60
Stabilization Time: NR
Operation Time: NR
Ambient Temperature (°C): NR
Test Distance: 25 FT



REPORT NUMBER: P141427
 CATALOG NUMBER: EMM-F01-LED-E1-SLL-7060

Iso-Footcandle Lines of Horizontal Illumination

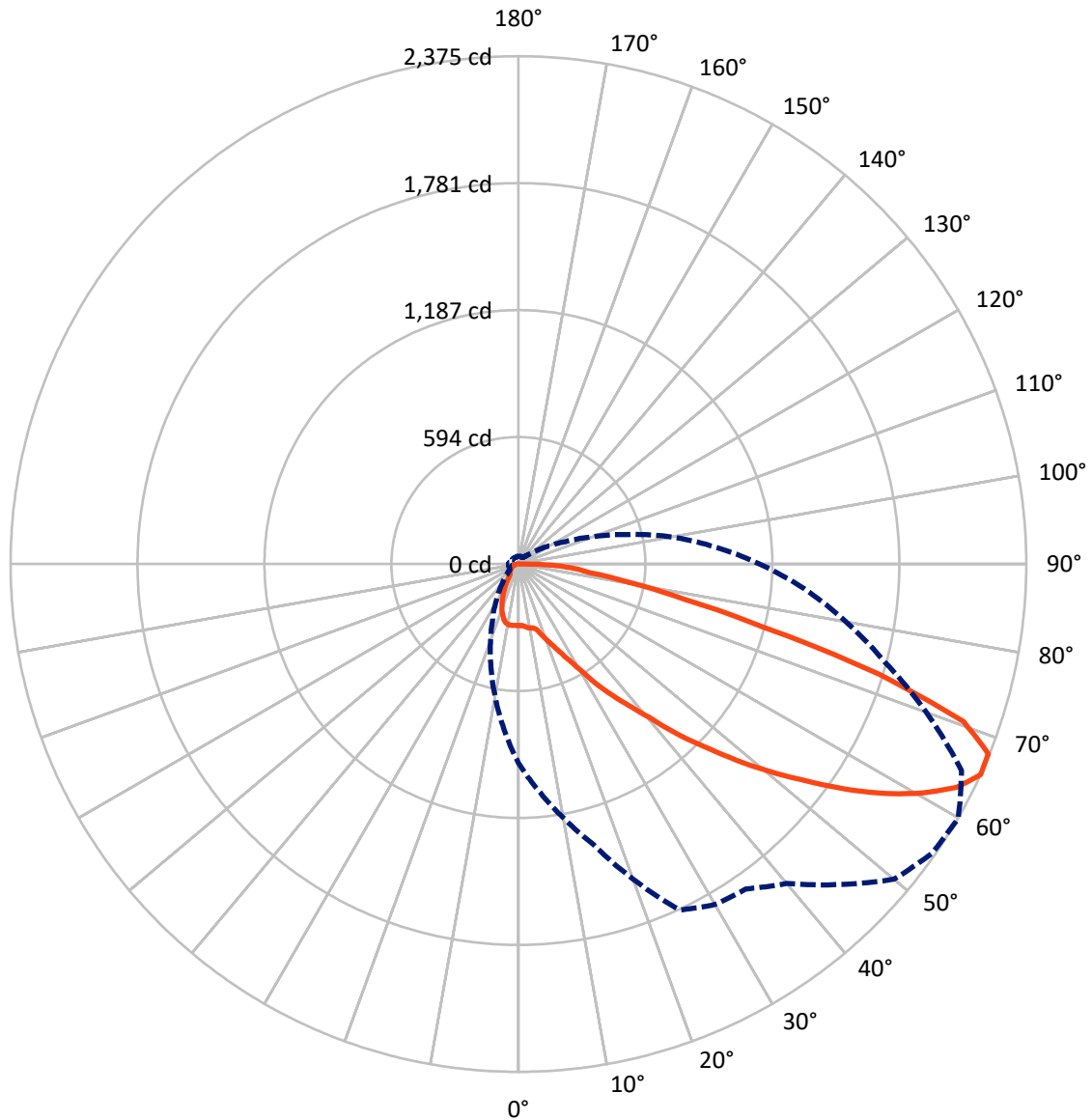
✕ Max cd
 - - - 1/2 Max cd



Based on 10 foot mounting height. Maximum calculated value = 4.7 fc
 Type IV - Short - Non-Cutoff

REPORT NUMBER: P141427
CATALOG NUMBER: EMM-F01-LED-E1-SLL-7060

Luminous Intensity Polar Plot



— Vertical Plane Through 60-Deg Lateral - - - Horizontal Cone Through 65-Deg Vertical

REPORT NUMBER: P141427

CATALOG NUMBER: EMM-F01-LED-E1-SLL-7060

FLUX DISTRIBUTION:

		Downward	Upward	Total
House Side	Lumens	410.9	0.0	410.9
	% Fixture	18.5	0.0	18.5
Street Side	Lumens	1804.6	0.0	1804.6
	% Fixture	81.5	0.0	81.5
Total	Lumens	2215.5	0.0	2215.5
	% Fixture	100.0	0.0	100.0

Coefficient of Utilization

ZONAL LUMENS:

Zone	Lumens	% Fixture
0°-10°	27.9	1.3
10°-20°	83.7	3.8
20°-30°	139.0	6.3
30°-40°	203.3	9.2
40°-50°	309.2	14.0
50°-60°	444.4	20.1
60°-70°	546.4	24.7
70°-80°	365.5	16.5
80°-90°	96.2	4.3
90°-100°	0.0	0.0
100°-110°	0.0	0.0
110°-120°	0.0	0.0
120°-130°	0.0	0.0
130°-140°	0.0	0.0
140°-150°	0.0	0.0
150°-160°	0.0	0.0
160°-170°	0.0	0.0
170°-180°	0.0	0.0
0°-90°	2215.5	100.0
0°-180°	2215.5	100.0



REPORT NUMBER: P141427

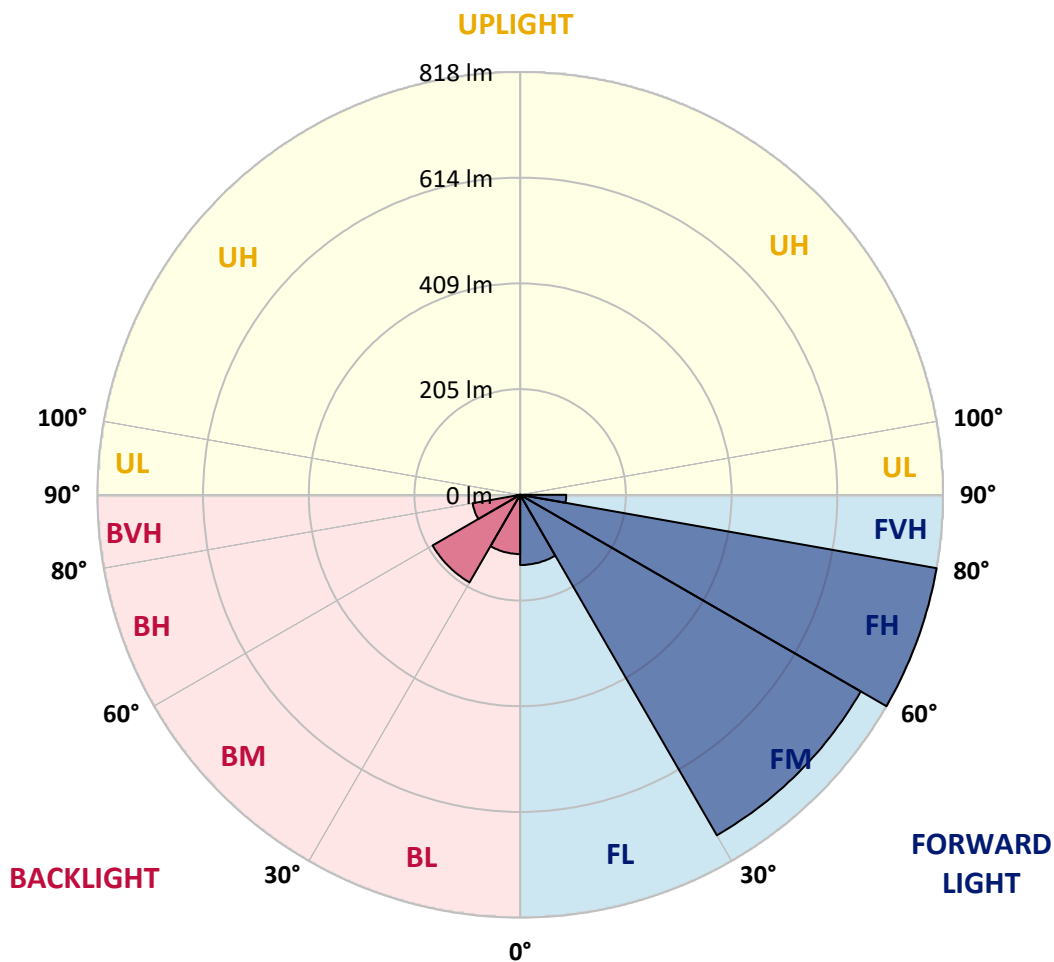
CATALOG NUMBER: EMM-F01-LED-E1-SLL-7060

LUMINAIRE CLASSIFICATION SYSTEM LUMEN TABLE AND BUG RATING:

Zone		Lumens	% Fixture	Zone Rating/Lumen Limit		
				B	U	G
FL	(0°-30°)	135.9	6.1			
FM	(30°-60°)	761.1	34.4			
FH	(60°-80°)	818.4	36.9			G1/1800
FVH	(80°-90°)	89.2	4.0			G1/100
BL	(0°-30°)	114.7	5.2	B1/500		
BM	(30°-60°)	195.7	8.8	B0/220		
BH	(60°-80°)	93.5	4.2	B0/110		G0/110
BVH	(80°-90°)	7.0	0.3			G0/10
UL	(90°-100°)	0.0	0.0		U0/0	
UH	(100°-180°)	0.0	0.0		U0/0	

BUG Rating: B1-U0-G1

Type IV Short





REPORT NUMBER: P141427

CATALOG NUMBER: EMM-F01-LED-E1-SLL-7060

CANDELA DISTRIBUTION (FULL):

	0°	5°	10°	15°	20°	25°	30°	35°	40°	45°	50°
0°	288.0	288.0	288.0	288.0	288.0	288.0	288.0	288.0	288.0	288.0	288.0
2.5°	288.3	288.6	288.6	288.3	288.0	288.3	287.7	288.3	288.0	287.7	288.0
5°	284.6	284.9	285.5	285.5	286.0	287.2	287.4	288.9	289.7	290.0	291.1
7.5°	275.9	277.3	278.1	279.3	280.9	283.8	285.7	289.1	291.7	293.9	297.0
10°	270.5	272.2	273.9	276.4	279.0	282.6	286.0	290.3	293.7	297.0	300.7
12.5°	271.9	273.9	276.1	278.1	282.1	285.5	289.7	294.8	296.5	299.9	303.0
15°	283.5	285.2	286.9	289.1	292.8	296.8	302.4	308.1	309.2	312.9	316.2
17.5°	299.0	299.3	302.1	306.1	309.5	316.0	322.7	330.4	335.2	337.4	339.4
20°	315.1	316.0	320.5	324.1	331.8	340.2	350.1	361.4	365.4	375.3	378.9
22.5°	339.1	338.8	344.2	349.3	357.7	366.8	381.2	396.7	405.7	413.4	416.2
25°	375.5	376.4	375.5	382.9	391.6	406.3	420.7	436.2	441.6	454.9	461.1
27.5°	411.7	418.2	426.9	429.2	439.9	456.9	468.2	484.8	497.8	501.5	511.6
30°	445.3	458.8	473.2	485.4	504.6	525.2	542.1	561.0	561.9	568.7	571.5
32.5°	479.4	500.6	521.8	537.3	556.0	583.4	614.7	645.5	665.5	686.1	675.7
35°	522.4	555.4	585.0	609.0	624.9	650.3	686.4	736.4	768.6	793.1	807.3
37.5°	561.6	611.6	657.0	691.2	729.9	748.0	771.7	807.8	844.8	867.7	879.5
40°	590.4	658.7	723.1	772.5	821.7	864.9	894.8	924.2	974.1	1002.7	1004.9
42.5°	613.0	700.0	777.6	848.5	920.8	981.2	1017.3	1054.6	1118.1	1151.2	1148.6
45°	628.5	730.7	827.0	914.3	1001.8	1080.6	1150.3	1205.7	1270.6	1333.6	1320.9
47.5°	642.1	756.2	866.3	964.8	1069.9	1168.1	1255.1	1333.0	1418.9	1503.8	1508.9
50°	655.6	776.8	901.9	1015.4	1133.7	1257.1	1362.1	1462.3	1569.6	1677.8	1702.6
52.5°	674.3	799.9	934.9	1061.4	1198.9	1329.1	1446.2	1571.0	1703.8	1808.2	1878.8
55°	702.2	832.1	975.8	1107.4	1257.3	1400.8	1530.4	1674.4	1796.4	1925.4	2025.9
57.5°	748.0	875.0	1023.3	1157.7	1313.8	1465.7	1600.4	1751.5	1867.8	2011.0	2137.2
60°	805.9	933.5	1076.9	1217.2	1380.2	1556.9	1692.7	1804.6	1921.2	2066.0	2217.9
62.5°	871.6	999.5	1142.4	1287.3	1472.5	1663.9	1780.6	1844.4	1946.0	2103.9	2270.2
65°	929.5	1061.4	1204.0	1357.6	1567.1	1784.8	1838.4	1854.5	1949.7	2119.1	2292.8
67.5°	977.0	1128.6	1261.6	1414.6	1666.8	1861.6	1839.6	1807.4	1899.7	2082.1	2249.6
70°	1001.8	1158.5	1289.0	1419.7	1687.9	1872.3	1795.2	1707.7	1749.8	1928.2	2068.3
72.5°	974.4	1135.1	1238.1	1319.5	1561.2	1740.2	1641.9	1476.7	1515.1	1687.9	1724.1
75°	867.1	1061.1	1121.2	1118.4	1248.6	1341.2	1270.0	1164.7	1262.7	1334.7	1297.7
77.5°	647.4	869.1	902.7	840.9	868.5	946.5	879.3	961.1	1080.0	1112.5	1042.5
80°	407.2	637.0	640.7	563.6	548.9	579.4	666.1	840.3	953.8	947.0	854.4
82.5°	226.7	413.1	452.3	381.7	363.7	438.5	593.2	685.8	670.9	665.2	544.7
85°	155.0	282.1	344.8	330.6	365.7	437.4	486.5	434.8	418.7	356.6	289.4
87.5°	63.0	127.1	213.7	245.7	260.6	319.9	280.1	228.1	175.6	166.6	143.2
90°	0.0	0.0	0.0	0.0	0.0	0.0	0.0	0.0	0.0	0.0	0.0



REPORT NUMBER: P141427

CATALOG NUMBER: EMM-F01-LED-E1-SLL-7060

CANDELA DISTRIBUTION (continued):

	55°	60°	65°	70°	75°	80°	85°	90°	95°	100°	105°
0°	288.0	288.0	288.0	288.0	288.0	288.0	288.0	288.0	288.0	288.0	288.0
2.5°	287.2	287.7	287.7	288.0	288.3	288.6	288.6	288.6	288.9	289.1	288.9
5°	291.4	292.2	292.8	292.8	293.4	293.9	294.5	294.2	295.1	295.6	295.9
7.5°	298.2	299.9	301.3	302.4	303.0	303.0	303.0	302.1	303.0	303.3	303.5
10°	303.0	304.9	305.2	306.4	306.1	305.8	305.2	304.7	304.9	305.5	306.4
12.5°	304.4	306.4	306.9	307.8	307.5	307.2	306.1	306.1	305.8	306.6	307.5
15°	316.0	317.7	320.5	317.9	318.2	316.0	314.0	312.9	312.3	312.9	313.4
17.5°	342.5	345.3	344.2	340.2	340.0	335.2	334.3	328.7	328.7	328.7	327.0
20°	378.9	378.6	376.7	372.7	364.2	362.5	356.3	351.8	347.6	346.7	344.8
22.5°	418.7	414.5	413.4	405.2	399.8	389.7	380.3	376.9	373.0	372.1	371.9
25°	457.4	459.1	450.9	447.0	433.4	424.4	419.0	410.5	410.5	409.4	408.0
27.5°	506.0	511.6	502.6	497.0	484.2	471.5	462.2	457.1	451.8	448.1	437.9
30°	574.6	578.3	572.1	560.5	544.7	522.1	509.4	503.7	493.8	481.4	464.8
32.5°	671.2	666.1	644.9	624.6	604.0	582.5	567.3	557.1	541.8	517.0	485.4
35°	796.3	752.5	725.9	698.0	674.3	650.3	638.7	620.3	585.6	545.2	502.9
37.5°	857.8	838.3	807.8	786.9	758.7	734.7	708.4	677.1	632.2	574.3	515.6
40°	981.2	944.5	920.8	897.1	862.3	829.6	794.0	743.5	671.2	599.2	525.5
42.5°	1110.8	1083.7	1040.8	1009.1	983.2	929.0	872.5	801.9	711.0	621.8	534.5
45°	1279.6	1217.5	1164.4	1137.6	1086.5	1020.4	954.7	853.9	747.7	645.5	544.7
47.5°	1449.3	1369.4	1314.7	1264.7	1210.2	1121.5	1019.0	899.0	775.9	665.2	553.1
50°	1631.5	1526.1	1462.9	1403.0	1313.2	1206.0	1075.5	936.3	805.3	683.9	560.8
52.5°	1816.7	1683.7	1593.3	1523.6	1412.4	1279.6	1126.6	975.0	836.6	701.9	567.0
55°	1983.3	1858.5	1741.9	1634.3	1500.5	1346.3	1173.5	1009.7	864.9	720.9	570.9
57.5°	2134.3	2025.6	1886.4	1742.2	1581.5	1408.1	1216.7	1047.3	891.4	734.7	570.6
60°	2238.0	2174.4	2029.9	1854.0	1666.2	1464.9	1268.6	1089.1	914.8	744.6	568.4
62.5°	2312.5	2299.8	2173.6	1961.5	1735.4	1516.0	1318.9	1123.8	931.8	745.7	558.8
65°	2359.1	2374.6	2286.0	2029.9	1774.1	1554.9	1343.7	1126.9	919.6	727.1	533.4
67.5°	2329.7	2369.8	2285.4	2000.2	1737.1	1518.5	1307.3	1074.9	855.0	669.2	476.3
70°	2147.6	2207.8	2124.5	1803.7	1556.1	1377.9	1173.2	923.3	735.5	551.2	376.4
72.5°	1684.6	1763.9	1691.0	1471.1	1288.1	1139.0	987.1	725.1	560.8	404.9	253.0
75°	1162.2	1192.7	1149.2	997.3	941.1	882.9	740.9	487.4	370.5	249.9	148.8
77.5°	901.6	791.2	707.9	645.8	644.6	633.9	484.8	291.7	221.7	137.5	82.7
80°	677.9	532.2	439.3	384.3	399.5	446.7	282.6	149.7	114.6	76.0	50.8
82.5°	446.1	339.7	271.1	240.0	242.5	280.1	142.0	82.4	56.5	43.2	33.0
85°	271.9	264.0	235.5	213.7	197.1	192.6	110.4	63.2	31.3	22.3	16.9
87.5°	132.7	157.3	192.0	194.5	167.2	141.7	57.3	18.1	13.3	7.1	5.1
90°	0.0	0.0	0.0	0.0	0.0	0.0	0.0	0.0	0.0	0.0	0.0



REPORT NUMBER: P141427

CATALOG NUMBER: EMM-F01-LED-E1-SLL-7060

CANDELA DISTRIBUTION (continued):

	110°	115°	120°	125°	130°	135°	140°	145°	150°	155°	160°
0°	288.0	288.0	288.0	288.0	288.0	288.0	288.0	288.0	288.0	288.0	288.0
2.5°	289.1	290.5	290.0	289.7	289.7	291.1	291.1	290.5	290.5	290.8	290.8
5°	295.9	297.3	296.8	297.0	297.6	297.9	298.7	297.9	297.3	297.9	297.6
7.5°	303.8	305.2	304.9	305.5	306.1	306.6	307.2	306.9	306.4	306.4	306.1
10°	307.2	310.0	311.2	312.3	313.7	314.3	315.1	315.1	314.0	314.0	312.6
12.5°	309.5	311.7	314.5	316.2	318.8	320.8	321.6	321.9	321.0	319.9	318.5
15°	314.3	316.0	318.8	320.5	323.6	326.1	327.8	327.5	326.4	323.3	319.1
17.5°	326.1	325.8	327.0	328.1	328.9	330.4	329.8	327.3	321.9	316.2	310.3
20°	343.9	343.6	341.9	339.4	336.3	332.3	326.1	318.5	309.5	299.3	290.3
22.5°	369.0	366.5	364.2	357.5	346.7	333.5	317.4	302.4	291.7	281.8	271.9
25°	402.4	396.1	385.1	369.3	352.4	332.6	309.2	289.1	275.6	264.0	254.1
27.5°	423.3	408.9	390.5	368.8	346.2	320.8	294.8	275.0	259.8	247.1	235.8
30°	441.0	415.1	389.4	361.7	333.2	306.9	279.5	258.4	240.6	226.5	212.9
32.5°	450.9	416.2	384.0	351.0	319.9	290.0	260.3	237.5	220.5	203.0	184.4
35°	457.1	412.8	373.8	336.6	302.4	271.3	240.3	215.2	192.9	171.4	152.8
37.5°	458.8	407.2	360.6	320.5	281.5	247.6	218.3	188.9	166.6	143.4	122.0
40°	458.0	396.4	343.9	295.3	254.4	221.7	193.1	166.3	141.7	121.1	100.5
42.5°	454.6	384.3	324.1	274.7	233.5	202.2	175.9	148.8	126.8	104.8	87.2
45°	453.5	372.4	309.2	258.9	219.4	188.6	162.9	136.7	113.5	92.6	75.1
47.5°	450.9	361.7	295.3	246.8	207.8	178.2	151.6	125.9	101.9	83.0	66.1
50°	445.3	350.1	285.2	237.5	198.2	167.7	140.6	112.9	89.5	70.9	57.9
52.5°	439.3	342.8	278.7	228.1	188.1	155.3	128.5	100.5	78.5	61.0	51.1
55°	433.4	337.1	269.9	217.1	174.8	142.6	115.5	89.8	69.2	54.2	47.2
57.5°	426.9	329.5	259.2	203.0	159.8	128.5	101.4	77.1	60.1	48.8	44.0
60°	421.6	318.8	240.6	183.3	139.8	108.7	84.1	64.4	51.1	44.0	42.1
62.5°	407.4	298.2	213.7	154.2	113.5	85.0	64.1	50.3	42.9	39.5	39.8
65°	373.3	252.1	169.7	120.3	79.6	57.0	45.7	38.4	35.0	35.0	35.9
67.5°	314.5	192.0	120.3	76.5	52.2	41.2	35.0	31.9	31.3	31.9	33.3
70°	222.8	124.5	75.4	50.0	39.2	33.3	30.2	29.1	28.5	29.1	29.6
72.5°	137.2	73.4	48.0	39.0	33.6	29.9	28.0	27.1	26.8	26.8	26.5
75°	74.8	49.1	38.4	33.9	30.5	27.7	25.7	24.3	24.0	24.3	23.7
77.5°	47.7	38.4	34.2	31.3	28.2	24.6	22.9	21.7	21.7	21.5	20.9
80°	37.3	34.2	31.3	28.5	23.7	20.9	19.2	18.9	18.6	18.4	18.4
82.5°	28.0	27.1	25.7	23.2	18.9	16.7	15.8	15.8	15.5	14.7	14.7
85°	16.1	15.8	16.9	15.0	12.7	11.0	11.0	11.3	11.6	11.3	10.4
87.5°	5.4	4.5	4.8	4.8	4.0	3.1	4.2	5.1	4.8	4.2	5.1
90°	0.0	0.0	0.0	0.0	0.0	0.0	0.0	0.0	0.0	0.0	0.0



REPORT NUMBER: P141427

CATALOG NUMBER: EMM-F01-LED-E1-SLL-7060

CANDELA DISTRIBUTION (continued):

	165°	170°	175°	180°	185°	190°	195°	200°	205°	210°	215°
0°	288.0	288.0	288.0	288.0	288.0	288.0	288.0	288.0	288.0	288.0	288.0
2.5°	290.0	290.5	291.7	290.5	290.0	290.0	289.4	289.7	288.9	288.0	288.3
5°	297.0	296.5	297.0	296.2	294.5	294.2	293.1	293.1	292.0	290.8	290.3
7.5°	304.9	304.1	304.4	302.7	300.7	299.3	297.9	297.3	295.9	294.2	293.1
10°	311.2	310.3	309.7	307.8	305.2	303.8	301.8	300.7	299.3	297.0	295.9
12.5°	315.1	313.1	312.0	308.6	306.4	304.9	302.7	302.1	300.4	298.5	297.6
15°	314.3	309.7	306.4	302.4	299.3	297.3	295.3	294.8	293.9	293.1	291.4
17.5°	300.4	294.8	291.1	282.9	278.4	276.4	276.1	275.9	275.3	275.3	273.3
20°	281.2	274.7	269.1	261.2	255.3	253.3	247.9	246.5	244.8	246.5	244.8
22.5°	264.0	255.8	249.3	242.8	235.8	230.1	223.1	219.7	214.9	213.7	214.3
25°	245.7	235.5	227.3	219.7	212.1	204.1	197.7	192.9	189.7	185.5	181.6
27.5°	223.3	214.9	203.9	197.7	188.6	179.9	173.1	168.0	162.4	159.0	153.3
30°	200.8	187.8	176.8	168.0	158.1	153.9	147.4	142.0	136.9	133.3	128.5
32.5°	171.4	157.8	146.3	136.1	129.3	123.4	119.4	114.9	112.4	109.3	106.2
35°	140.3	123.4	109.6	105.0	97.4	97.7	95.7	93.5	91.5	88.7	88.4
37.5°	105.9	92.6	83.6	77.9	76.8	75.1	75.4	75.1	74.5	73.7	73.7
40°	83.9	72.0	66.1	64.9	64.9	64.7	64.4	64.4	64.4	63.8	63.5
42.5°	71.7	63.2	61.3	60.7	60.1	59.9	59.3	58.4	58.4	57.9	57.0
45°	63.2	58.4	57.9	57.3	57.3	56.5	55.6	55.1	54.8	54.5	53.9
47.5°	57.9	55.3	54.8	54.2	53.9	53.4	52.5	51.7	51.4	51.1	51.1
50°	52.0	50.3	50.3	50.3	49.4	48.8	48.0	47.4	47.4	47.2	46.9
52.5°	47.7	46.9	46.6	46.3	45.7	44.9	44.3	44.0	43.8	44.0	43.8
55°	45.7	45.2	44.9	44.3	43.8	42.9	42.4	41.5	41.2	41.8	41.8
57.5°	43.5	43.2	42.9	42.4	41.8	40.7	39.8	39.2	39.2	40.1	39.8
60°	42.6	42.4	42.1	41.8	40.9	39.5	38.1	37.6	37.6	38.4	38.4
62.5°	40.7	40.4	40.1	39.8	38.7	37.6	36.1	35.6	35.9	36.4	37.3
65°	37.0	37.3	37.0	37.0	36.1	35.3	34.4	33.9	33.6	33.9	34.7
67.5°	33.6	33.9	33.9	33.9	33.6	32.8	32.2	31.3	30.8	31.1	31.3
70°	30.5	30.8	31.1	31.1	30.5	29.6	28.8	28.0	27.7	28.0	28.0
72.5°	27.1	27.1	27.1	27.4	27.1	26.8	25.7	24.6	24.6	24.3	24.6
75°	23.7	23.7	23.7	23.7	23.2	23.2	22.6	21.5	21.2	21.5	21.7
77.5°	20.9	20.3	20.0	20.0	20.0	19.5	19.2	19.2	18.9	18.9	18.9
80°	17.2	16.7	16.1	15.8	16.1	16.1	16.7	16.7	16.4	16.4	16.4
82.5°	13.6	12.4	12.1	12.1	11.6	12.1	13.3	14.7	14.1	14.4	14.4
85°	9.9	8.8	8.2	8.2	7.6	8.8	10.2	11.3	10.7	11.3	11.0
87.5°	4.5	4.2	3.4	2.8	3.4	5.1	5.9	6.2	5.4	6.5	6.5
90°	0.0	0.0	0.0	0.0	0.0	0.0	0.0	0.0	0.0	0.0	0.0



REPORT NUMBER: P141427

CATALOG NUMBER: EMM-F01-LED-E1-SLL-7060

CANDELA DISTRIBUTION (continued):

	220°	225°	230°	235°	240°	245°	250°	255°	260°	265°	270°
0°	288.0	288.0	288.0	288.0	288.0	288.0	288.0	288.0	288.0	288.0	288.0
2.5°	289.4	288.3	288.0	288.3	287.7	288.6	288.6	288.3	288.3	288.0	288.6
5°	291.1	289.7	288.9	288.9	288.3	289.1	288.6	288.3	288.0	288.0	288.0
7.5°	293.7	291.7	290.3	289.4	288.3	288.3	287.4	286.6	286.0	285.7	285.7
10°	295.9	293.1	290.8	288.9	287.2	285.7	284.3	282.4	281.8	281.2	281.5
12.5°	295.6	292.5	289.1	286.0	282.1	280.4	276.7	274.5	274.5	273.0	273.9
15°	289.4	284.1	279.3	274.2	269.4	266.0	261.5	258.9	257.5	257.2	259.2
17.5°	270.8	265.7	261.2	255.5	249.3	247.1	244.0	242.8	242.0	243.4	244.8
20°	245.7	239.2	234.9	231.5	231.5	231.0	229.6	227.6	225.9	225.6	227.3
22.5°	210.1	207.5	208.4	206.1	206.1	205.0	207.3	203.6	205.6	203.9	204.7
25°	180.4	179.3	178.7	178.5	178.5	180.4	180.1	180.7	178.7	179.9	179.6
27.5°	153.6	152.2	150.2	151.3	152.5	153.9	154.5	154.7	156.4	153.3	154.5
30°	127.9	125.6	127.1	125.9	126.5	126.2	126.2	126.2	127.3	129.6	127.9
32.5°	104.8	103.6	105.0	103.1	103.3	103.3	102.8	101.9	102.5	100.0	101.9
35°	86.7	85.3	86.4	85.6	84.7	82.4	81.6	80.2	80.5	79.9	79.6
37.5°	72.6	72.3	71.4	71.4	70.9	70.6	69.2	69.5	69.7	70.3	70.3
40°	62.7	62.4	62.1	62.7	63.0	63.2	63.8	64.4	65.2	66.1	66.9
42.5°	57.0	57.0	57.0	58.2	59.0	60.4	61.3	62.4	63.5	64.9	66.1
45°	53.6	53.4	53.9	54.8	56.2	57.6	59.0	60.7	62.4	63.8	64.7
47.5°	50.8	50.5	51.1	52.0	53.4	55.6	57.6	59.6	61.6	63.0	63.5
50°	47.2	47.2	47.4	48.3	49.7	51.7	53.6	55.9	57.9	59.0	59.6
52.5°	44.3	44.6	44.6	45.5	46.9	48.6	50.5	52.5	53.9	54.8	55.9
55°	41.5	42.1	42.1	42.9	44.3	46.3	48.8	50.5	52.2	53.4	54.2
57.5°	39.5	39.8	39.8	40.9	42.6	44.3	46.9	49.1	51.1	52.5	53.6
60°	37.8	38.1	37.8	39.2	40.7	42.6	44.9	47.4	50.3	52.2	53.1
62.5°	36.4	36.4	36.1	37.3	38.1	39.2	41.2	44.0	46.6	48.3	49.1
65°	34.7	34.7	34.2	35.3	35.3	37.0	38.4	40.9	42.9	44.9	45.5
67.5°	31.3	31.9	31.6	32.5	33.6	34.7	36.4	38.4	40.4	41.8	42.6
70°	28.0	28.2	29.1	29.6	30.8	31.3	32.8	34.2	36.1	37.0	37.8
72.5°	24.8	25.1	25.7	26.3	27.4	28.0	29.1	30.2	31.9	32.8	33.6
75°	21.7	22.0	22.3	22.9	23.4	24.0	24.6	25.7	26.8	28.0	28.8
77.5°	18.6	18.9	19.8	19.5	20.0	20.3	21.2	21.7	22.3	23.4	24.6
80°	16.4	16.1	16.7	16.9	17.5	17.5	18.1	18.1	18.9	18.9	19.2
82.5°	13.8	13.6	14.1	15.0	15.2	15.2	15.8	14.7	14.4	14.7	15.5
85°	10.4	10.7	11.0	12.1	12.4	12.4	13.0	12.1	11.0	11.0	11.6
87.5°	5.9	4.5	6.5	7.6	7.6	7.9	8.5	8.2	7.9	6.2	6.5
90°	0.0	0.0	0.0	0.0	0.0	0.0	0.0	0.0	0.0	0.0	0.0



REPORT NUMBER: P141427
 CATALOG NUMBER: EMM-F01-LED-E1-SLL-7060

REPORT N
 CATALOG

CANDELA DISTRIBUTION (continued):

CANDELA

	275°	280°	285°	290°	295°	300°	305°	310°	315°	320°	325°	
0°	288.0	288.0	288.0	288.0	288.0	288.0	288.0	288.0	288.0	288.0	288.0	0°
2.5°	288.3	288.6	288.9	289.1	289.4	289.1	289.7	289.1	289.4	288.9	288.6	2.5°
5°	288.0	288.3	288.3	288.9	289.1	288.3	288.9	288.0	288.0	287.4	286.6	5°
7.5°	286.0	286.6	286.6	287.2	287.2	286.3	286.3	284.6	284.1	282.1	280.7	7.5°
10°	282.1	282.9	283.5	284.6	285.2	283.8	282.9	280.9	278.7	276.4	274.2	10°
12.5°	275.3	275.6	277.6	279.3	280.1	280.9	280.4	280.1	277.8	276.4	275.6	12.5°
15°	259.8	262.0	264.0	268.0	270.8	273.9	276.1	278.7	279.8	281.2	281.8	15°
17.5°	246.2	248.8	250.2	253.6	256.4	261.2	267.1	273.6	278.1	283.8	289.1	17.5°
20°	227.3	231.5	232.7	238.0	241.7	247.9	254.4	262.6	271.6	280.4	290.0	20°
22.5°	206.1	208.1	210.4	216.0	220.5	228.4	238.3	249.6	260.1	272.2	286.0	22.5°
25°	180.4	183.0	185.2	191.4	197.9	205.3	217.1	231.0	244.2	260.3	278.4	25°
27.5°	155.0	157.0	160.9	165.5	172.8	180.7	195.4	210.6	225.9	245.4	266.8	27.5°
30°	128.5	130.4	132.4	137.8	145.4	154.7	168.0	186.1	204.1	225.0	250.5	30°
32.5°	103.1	103.6	107.6	111.5	118.0	125.9	140.3	157.8	177.3	202.7	227.9	32.5°
35°	80.5	83.9	85.6	90.9	94.9	103.1	115.2	131.3	151.6	177.3	204.4	35°
37.5°	71.4	72.6	74.8	78.8	84.1	91.5	100.0	112.4	129.9	151.6	177.0	37.5°
40°	68.0	69.2	70.9	74.0	79.1	85.8	92.9	102.8	116.3	133.6	156.4	40°
42.5°	66.9	67.2	67.8	70.6	75.7	83.3	91.8	101.1	111.5	125.4	143.4	42.5°
45°	65.5	65.5	65.8	67.8	72.3	80.2	90.9	102.8	114.6	127.1	142.3	45°
47.5°	64.4	64.7	64.4	65.2	68.6	76.2	88.1	102.5	118.3	134.4	151.1	47.5°
50°	59.9	59.9	60.1	60.4	63.0	70.3	81.9	97.7	117.2	138.9	161.8	50°
52.5°	56.2	56.8	56.8	57.3	59.0	64.9	76.5	93.2	114.4	139.8	170.5	52.5°
55°	55.1	55.6	55.9	55.9	57.0	62.1	73.1	88.9	111.2	138.9	173.9	55°
57.5°	54.2	54.8	55.1	54.8	55.6	59.9	70.0	85.6	107.9	136.9	175.3	57.5°
60°	53.4	53.6	53.1	52.5	52.8	56.5	65.5	80.8	103.9	134.1	174.8	60°
62.5°	49.4	49.7	49.1	48.6	48.0	50.8	59.0	74.0	95.7	127.6	170.3	62.5°
65°	46.0	46.0	46.0	45.5	44.9	46.6	52.5	65.2	84.1	116.0	159.8	65°
67.5°	43.2	42.9	42.9	42.6	42.1	42.6	46.3	55.1	69.7	97.7	140.9	67.5°
70°	38.7	38.4	38.7	38.4	37.8	37.8	39.5	44.3	54.2	71.7	109.6	70°
72.5°	34.2	34.4	35.0	35.0	35.0	35.3	35.3	36.7	42.1	51.4	74.5	72.5°
75°	29.4	29.6	30.5	31.6	31.1	31.3	31.3	32.2	35.0	40.7	52.2	75°
77.5°	24.8	25.7	26.8	27.1	26.3	26.3	26.8	28.2	30.8	34.2	39.8	77.5°
80°	20.3	21.5	21.7	22.3	22.6	22.6	23.2	24.3	26.8	31.1	35.6	80°
82.5°	16.1	16.9	17.8	18.6	19.2	20.0	20.3	20.9	23.4	27.7	32.8	82.5°
85°	12.1	13.0	14.1	15.0	15.5	16.4	16.1	16.4	17.8	21.2	24.8	85°
87.5°	7.3	7.3	8.2	8.5	8.8	8.8	9.3	8.2	8.8	11.3	13.6	87.5°
90°	0.0	0.0	0.0	0.0	0.0	0.0	0.0	0.0	0.0	0.0	0.0	90°



NUMBER: P141427

NUMBER: EMM-F01-LED-E1-SLL-7060

DISTRIBUTION (continued):

330°	335°	340°	345°	350°	355°	360°
288.0	288.0	288.0	288.0	288.0	288.0	288.0
288.9	288.6	288.3	288.6	289.1	289.1	288.3
286.9	286.0	285.5	285.5	285.5	285.2	284.6
280.1	278.7	277.8	277.3	277.0	277.0	275.9
272.8	271.9	270.2	269.7	269.9	270.8	270.5
274.5	271.9	271.1	271.1	270.8	272.2	271.9
283.8	283.8	282.6	282.4	281.8	283.5	283.5
293.7	296.2	297.3	296.2	296.5	296.8	299.0
299.0	306.4	310.3	313.4	313.7	315.4	315.1
299.9	313.1	323.6	330.4	336.6	339.7	339.1
295.6	314.0	332.3	349.6	362.5	369.6	375.5
290.0	311.7	335.4	359.7	380.9	399.8	411.7
276.7	304.4	334.9	365.9	396.1	423.3	445.3
258.1	290.0	326.4	367.3	409.7	447.3	479.4
233.2	267.4	311.7	362.0	417.9	473.8	522.4
206.4	244.0	292.5	352.9	422.1	495.0	561.6
183.0	220.0	273.0	341.4	421.6	508.8	590.4
167.7	202.5	256.1	330.4	418.7	516.7	613.0
162.6	194.0	244.8	321.6	417.0	522.4	628.5
169.4	196.5	242.3	317.7	416.5	528.9	642.1
185.2	210.6	251.9	324.1	421.6	535.4	655.6
200.2	230.4	272.8	342.8	440.5	554.3	674.3
212.3	251.9	295.3	367.3	467.6	583.6	702.2
219.1	268.5	324.7	401.5	504.6	626.8	748.0
221.9	280.1	349.8	437.4	551.2	676.2	805.9
220.8	285.5	367.9	470.1	593.2	730.5	871.6
213.7	285.5	379.2	496.4	628.5	773.7	929.5
196.8	275.6	380.3	511.6	655.6	810.1	977.0
165.7	247.1	361.4	509.9	664.1	821.7	1001.8
116.0	184.4	301.6	460.8	628.0	794.3	974.4
72.0	114.9	216.0	356.3	522.6	674.0	867.1
50.5	69.7	123.7	225.6	359.7	502.3	647.4
42.1	51.4	70.6	124.2	216.3	309.5	407.2
36.4	41.5	49.1	70.9	110.1	164.9	226.7
27.1	30.2	33.9	46.6	69.5	101.9	155.0
11.0	12.4	13.8	18.6	42.6	58.7	63.0
0.0	0.0	0.0	0.0	0.0	0.0	0.0

(END OF REPORT)